
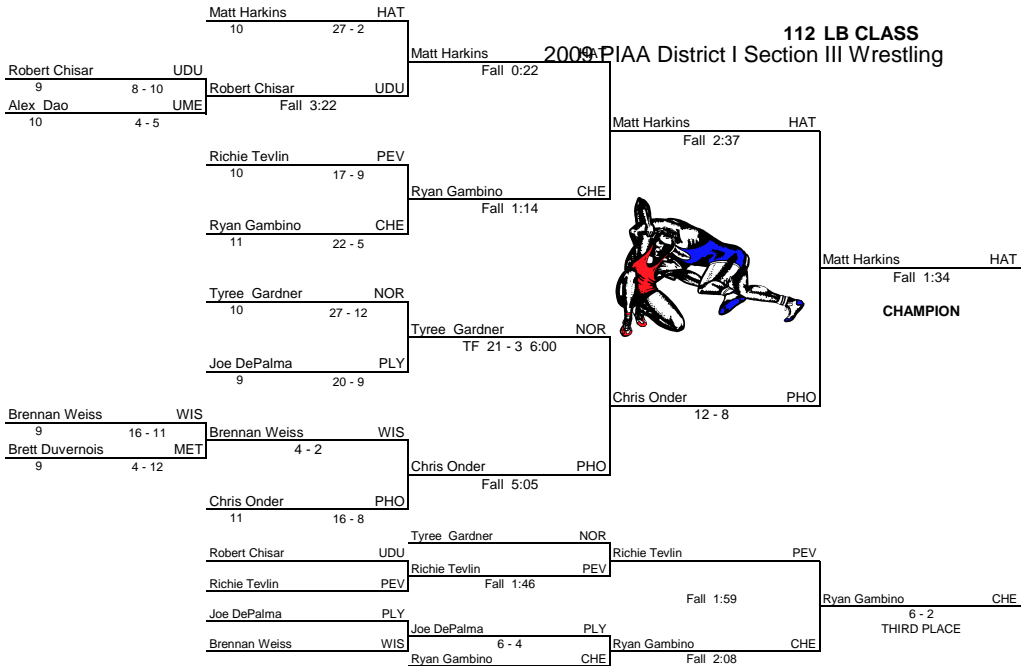


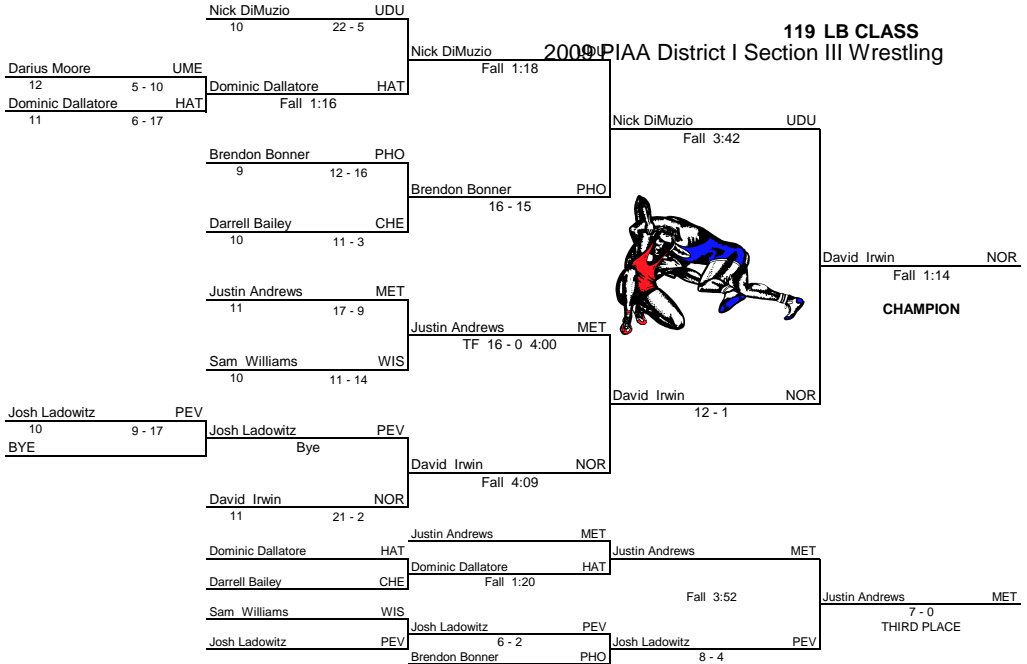
2009 PIAA District I Section III Wrestling

112 LB CLASS





119 LB CLASS

2009 PIAA District I Section III Wrestling



2009 PIAA District I Section III Wrestling

125 LB CLASS




CHAMPION

THIRD PLACE


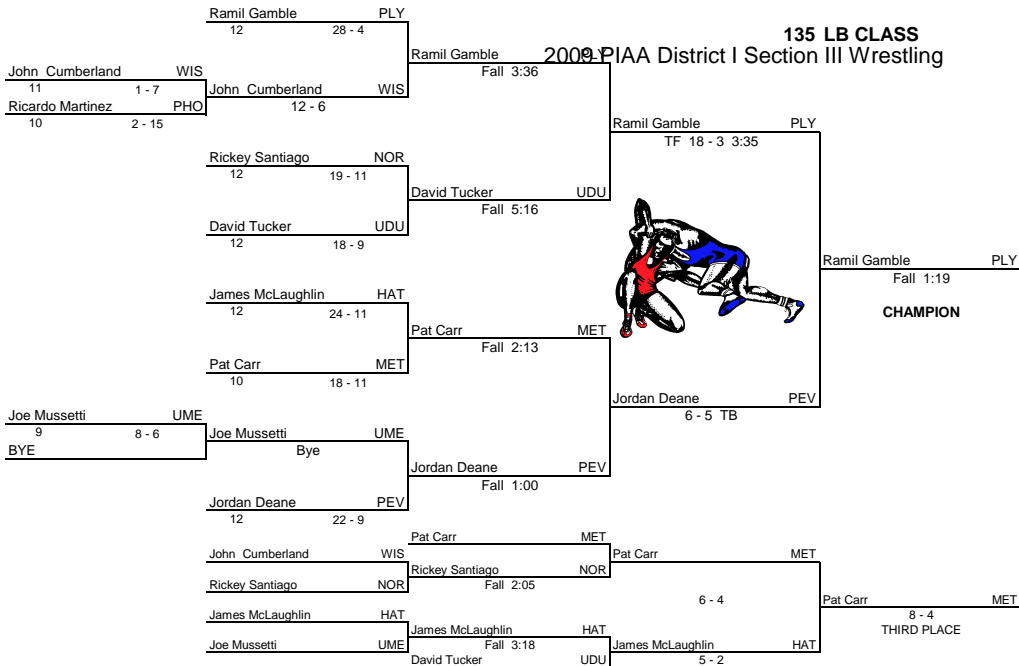
130 LB CLASS

2009 PIAA District I Section III Wrestling



135 LB CLASS

2009 PIAA District I Section III Wrestling

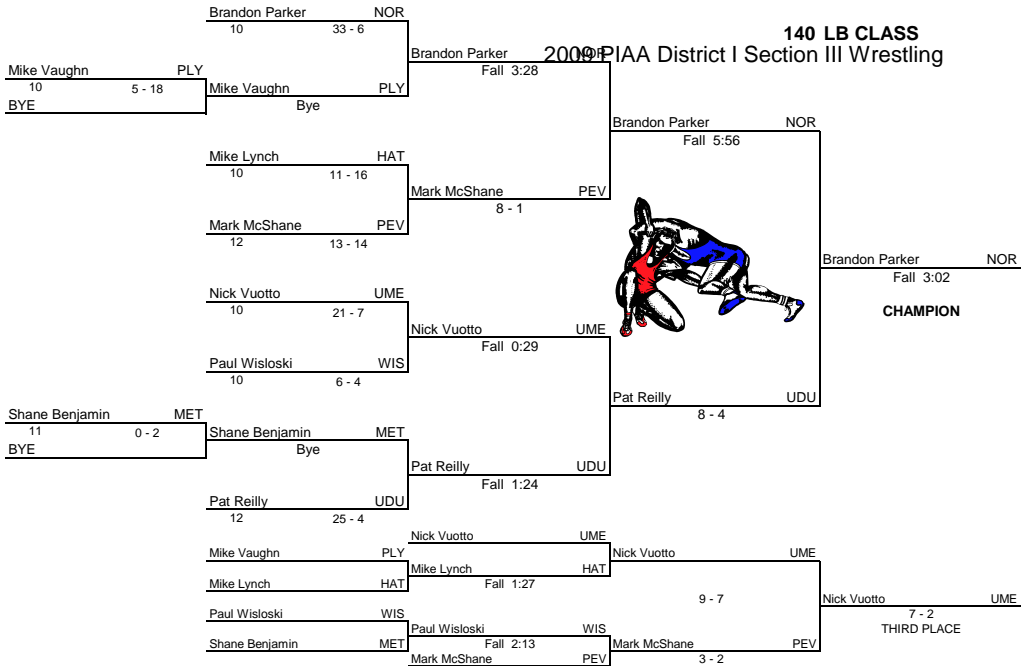


CHAMPION

THIRD PLACE

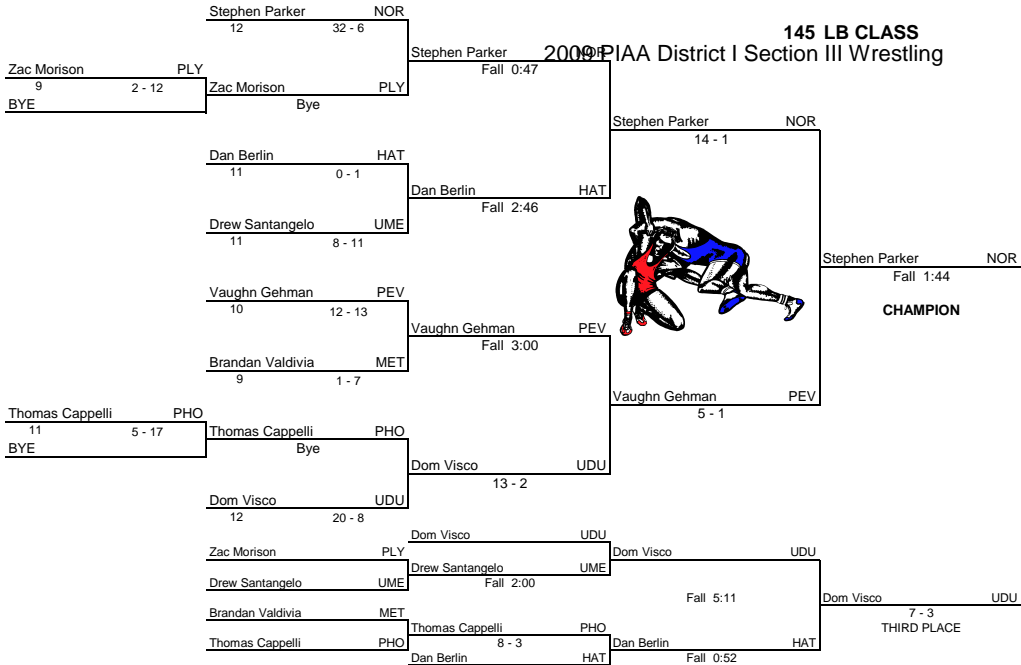

2009 PIAA District I Section III Wrestling

140 LB CLASS




145 LB CLASS

2009 PIAA District I Section III Wrestling



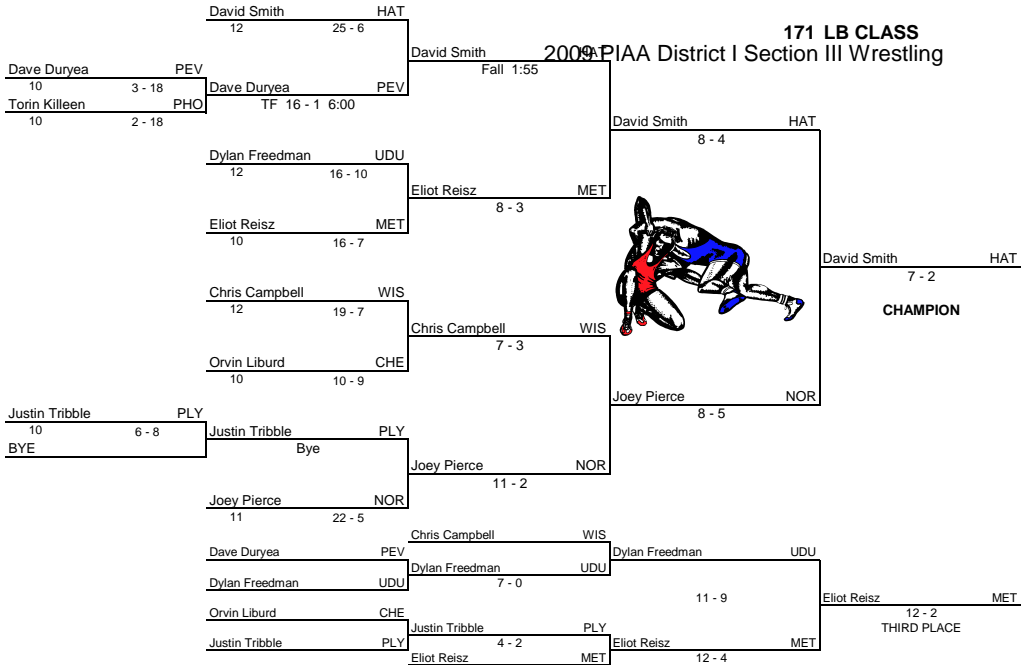
160 LB CLASS

2009 PIAA District I Section III Wrestling




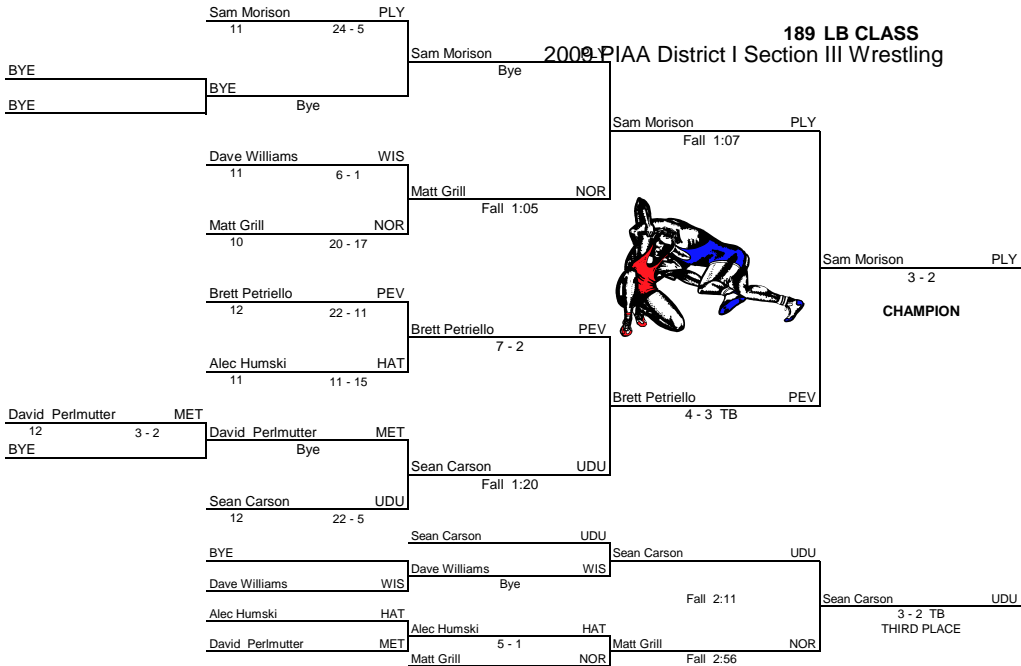
2009 PIAA District I Section III Wrestling

171 LB CLASS





2009 PIAA District I Section III Wrestling

189 LB CLASS



215 LB CLASS

2009 PIAA District I Section III Wrestling




Brandon Clark MET
5 - 2

CHAMPION

Ryan Kratz NOR
9 - 3
THIRD PLACE

285 LB CLASS

2009 PIAA District I Section III Wrestling



2009 PIAA District I Section III Wrestling

Methacton High School

Outstanding Wrestler	School Name	Grade	Weight

	Abbr.	Team Name	Prelim.	Quarters	Semis	Cons. 1	Cons. 2
1	NOR	Norristown	3	37.5	76	6	26
2	HAT	Hatboro	4	23	51	16	17
3	PEV	Perkiomen Valley	3.5	23	49	6	33
4	MET	Methacton	6	24.5	24	0	30
5	UDU	Upper Dublin	4	29	26	6.5	29
6	PLY	Plymouth Whitemarsh	4	14	54	9	0
7	WIS	Wissahickon	4	14	25	4	10
8	PHO	Phoenixville	0	16	36	4	0
9	UME	Upper Merrion	2	7.5	12	7	5
10	CHE	Cheltenham	0	6	0	3	14

2/14/09

Finals	Deduct	Total
32		180.5
18		129
10		124.5
21		105.5
10		104.5
18		99
0		57
0		56
3	1	35.5
3		26

Team Champ

Norristown

	PI	School	First Name	Last Name	Grade	W	L	Points
103	1	MET	Rob	D'Annunzio	10	25	6	45
103	2	WIS	Dave	Yannes	11	27	7	50
103	3	PEV	Justin	Beitler	9	21	9	30
103	4	CHE	Gino	Stone	10	16	7	24
112	1	HAT	Matt	Harkins	10	30	2	76
112	2	PHO	Chris	Onder	11	18	9	46
112	3	CHE	Ryan	Gambino	11	25	6	42
112	4	PEV	Richie	Tevlin	10	19	11	34
119	1	NOR	David	Irwin	11	24	2	43
119	2	UDU	Nick	DiMuzio	10	24	6	49
119	3	MET	Justin	Andrews	11	20	10	28
119	4	PEV	Josh	Ladowitz	10	11	19	4
125	1	HAT	Drew	Felice	11	22	13	39
125	2	PHO	Matt	Cermanski	10	22	11	48
125	3	UDU	Matt	Gusick	11	21	10	30
125	4	NOR	Chuck	McLean	11	25	16	32
130	1	PLY	Lucas	Wisniewski	10	32	3	75
130	2	PEV	Gavin	Milligan	10	30	5	62
130	3	NOR	Ben	Lowery	12	18	6	28
130	4	WIS	Sean	Saunders	10	19	15	22
135	1	PLY	Ramil	Gamble	12	31	4	68
135	2	PEV	Jordan	Deane	12	24	10	52
135	3	MET	Pat	Carr	10	21	12	28
135	4	HAT	James	McLaughlin	12	26	13	37
140	1	NOR	Brandon	Parker	10	36	6	84
140	2	UDU	Pat	Reilly	12	27	5	51
140	3	UME	Nick	Vuotto	10	24	8	38
140	4	PEV	Mark	McShane	12	15	16	16
145	1	NOR	Stephen	Parker	12	35	6	79
145	2	PEV	Vaughn	Gehman	10	14	14	12
145	3	UDU	Dom	Visco	12	23	9	35
145	4	HAT	Dan	Berlin	11	2	3	0
152	1	NOR	Joe	Kent	12	36	6	67
152	2	UME	Alex	Vuotto	12	26	5	60
152	3	PEV	Bobby	Angst	12	26	10	37
152	4	UDU	Paul	Choi	12	17	14	19
160	1	PLY	J.M.	Staudenmayer	10	34	0	90
160	2	WIS	Taylor	Franko	12	26	5	64
160	3	MET	Kyle	Kovalsky	12	24	8	47
160	4	HAT	Kenny	Pallis	12	15	17	11
171	1	HAT	David	Smith	12	28	6	62
171	2	NOR	Joey	Pierce	11	24	6	55
171	3	MET	Eliot	Reisz	10	19	8	28
171	4	UDU	Dylan	Freedman	12	18	12	23
189	1	PLY	Sam	Morison	11	26	5	61
189	2	PEV	Brett	Petriello	12	24	12	40
189	3	UDU	Sean	Carson	12	25	6	45

189	4	NOR	Matt	Grill	10	22	19	20
215	1	MET	Brandan	Clark	10	27	4	60
215	2	PHO	Ken	Cenci	10	27	6	67
215	3	NOR	Ryan	Kratz	12	14	9	19
215	4	WIS	Brian	Corliss	11	26	7	45
285	1	HAT	Alex	Myers	12	29	4	64
285	2	NOR	Marcus	Robbins	11	36	6	64
285	3	PEV	Chase	Godfrey	12	31	5	60
285	4	MET	Dan	Cox	11	23	10	46